



















TWC Icon Codes & Icon Images











To access the standard, high-resolution TWC weather icons, please refer to this shared [folder](#).











- REF: <https://ibm.co/TWCicf>











The following table contains a listing of the icon codes, their icon description and their icon images used within the Weather API Forecast and Observations APIs. The listing is sorted by icon code.

| Icon Code | Icon Description | Icon Image | Icon Code Used In: Forecast / Observation APIs | Icon Code Used At: Night / Daytime |
|-----------|------------------|---|---|---------------------------------------|
| 0 | Tornado |  00.png | Observations | Night + Day |
| 1 | Tropical Storm |  01.png | <i>*Reserved for Future Use</i> | Night + Day |
| 2 | Hurricane |  02.png | <i>*Reserved for Future Use</i> | Night + Day |
| 3 | Strong Storms |  03.png | Forecast | Night + Day |
| 4 | Thunderstorms |  04.png | Forecast + Observations | Night + Day |
| 5 | Rain / Snow |  05.png | Forecast + Observations | Night + Day |
| 6 | Rain / Sleet |  06.png | Forecast + Observations | Night + Day |
| 7 | Wintry Mix |  07.png | Forecast + Observations | Night + Day |

| | | | | |
|----|-------------------------|---|-------------------------|-------------|
| 8 | Freezing Drizzle |  08.png | Forecast + Observations | Night + Day |
| 9 | Drizzle |  09.png | Forecast + Observations | Night + Day |
| 10 | Freezing Rain |  10.png | Forecast + Observations | Night + Day |
| 11 | Showers |  11.png | Forecast + Observations | Night + Day |
| 12 | Rain |  12.png | Forecast + Observations | Night + Day |
| 13 | Flurries |  13.png | Forecast + Observations | Night + Day |
| 14 | Snow Showers |  14.png | Forecast + Observations | Night + Day |
| 15 | Blowing / Drifting Snow |  15.png | Forecast + Observations | Night + Day |
| 16 | Snow |  16.png | Forecast + Observations | Night + Day |
| 17 | Hail |  17.png | Forecast + Observations | Night + Day |

| | | | | |
|----|--------------------------|---|---------------------------------|-------------|
| 18 | Sleet |  18.png | Forecast + Observations | Night + Day |
| 19 | Blowing Dust / Sandstorm |  19.png | Forecast + Observations | Night + Day |
| 20 | Foggy |  20.png | Forecast + Observations | Night + Day |
| 21 | Haze |  21.png | Forecast + Observations | Night + Day |
| 22 | Smoke |  22.png | Forecast + Observations | Night + Day |
| 23 | Breezy |  23.png | <i>*Reserved for Future Use</i> | Night + Day |
| 24 | Windy |  24.png | Forecast + Observations | Night + Day |
| 25 | Frigid / Ice Crystals |  25.png | Observations | Night + Day |
| 26 | Cloudy |  26.png | Forecast + Observations | Night + Day |
| 27 | Mostly Cloudy |  27.png | Forecast + Observations | Night |

| | | | | |
|----|------------------------|---|---------------------------------|-------|
| 28 | Mostly Cloudy |  28.png | Forecast + Observations | Day |
| 29 | Partly Cloudy |  29.png | Forecast + Observations | Night |
| 30 | Partly Cloudy |  30.png | Forecast + Observations | Day |
| 31 | Clear |  31.png | Forecast + Observations | Night |
| 32 | Sunny |  32.png | Forecast + Observations | Day |
| 33 | Fair / Mostly Clear |  33.png | Forecast + Observations | Night |
| 34 | Fair / Mostly Sunny |  34.png | Forecast + Observations | Day |
| 35 | Mixed Rain and Hail |  35.png | Observations | Day |
| 36 | Hot |  36.png | <i>*Reserved for Future Use</i> | Day |
| 37 | Isolated Thunderstorms |  37.png | Forecast | Day |

| | | | | |
|----|-------------------------|---|-------------------------|-------------|
| 38 | Scattered Thunderstorms |  38.png | Forecast + Observations | Day |
| 39 | Scattered Showers |  39.png | Forecast | Day |
| 40 | Heavy Rain |  40.png | Forecast + Observations | Night + Day |
| 41 | Scattered Snow Showers |  41.png | Forecast | Day |
| 42 | Heavy Snow |  42.png | Forecast + Observations | Night + Day |
| 43 | Blizzard |  43.png | Forecast | Night + Day |
| 44 | Not Available (N/A) |  44.png | Forecast | Night + Day |
| 45 | Scattered Showers |  45.png | Forecast | Night |
| 46 | Scattered Snow Showers |  46.png | Forecast | Night |
| 47 | Scattered Thunderstorms |  47.png | Forecast + Observations | Night |